

Structure of airshaft and how to use it

Airshaft consists of basic combination of body and journal, and materials have to be chosen according to working specifications. Plates are inserted in a line in body and value of plate has to be equal to inner diameter of pipe. Lug is assembled in one-unified part with plate.

Lug is operated by air-in and air-out and clamped on core inner side according to contraction and inflation of rubber tube. Clamping power is being proportioned to air pressure.

Air-in and air-out are instantaneously done and lugs enter into shaft completely when air-out, then core can be exchanged very easily.

Each Niika shaft is customized to meet the exact needs of your processing requirements, and quality manufactured for long life, reduced maintenance and increased productivity. An aggressive quality assurance program ensures that close tolerances are held and that all specifications are met or exceeded. Niika's commitment to excellence is backed by our one-year guarantee in both material and workmanship.

The price of airshaft is depending on body length, please provide your drawing or fill the information on page 25 for quotation.

Your own drawing is most welcome.



LUG TYPE AIR SHAFT

NIIKA®



Lug type airshafts are strong and versatile, delivering superior performance in the widest range of converting unwind and rewind applications. Also, eliminate core damage, prevent roll slippage during fast startups and shutdowns, and minimize vibration at high web speeds.

Designed for light- to heavy-duty applications with 1" (25mm) to 12" (300mm) ID cores, the Air Lug shaft is often used in center unwind and rewind applications with either paper or steel cores.

LEAF TYPE AIRSHAFT

NIIKA®



Designed for a wide range of converting applications, these shafts are the best choice when using thin cores in your web process. If you want to minimize the deformation of core with air pressure, you are recommended to use Niika leaf type shaft.

With full-length external leaves, these shafts are particularly suited for delicate materials. Leaf Shafts are built tough, with bodies constructed of steel or aluminum, and internal tubes made of durable, hardwearing rubber.

This type of shaft should not be considered for use as a "differential type shaft" on slitters.

MULTI BLADDER AIRSHAFT

NIIKA®



- ♦ Multiple external expansion elements to grip the inside diameter of any core material.
- ♦ Gripping elements are activated by simultaneously inflating bladders with a single air valve.
- ♦ While bladders rarely fail, the processes to replace external bladders are simple and quick.
- ♦ Hard rubber elements are standard; aluminum is available to suit various applications.
- ♦ Light weight of shaft easy to lift by operator



Quotation sheet for Air Shaft

CUSTOMER:

DATE:

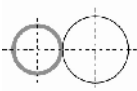

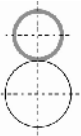
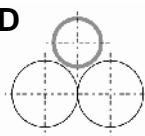
TEL:

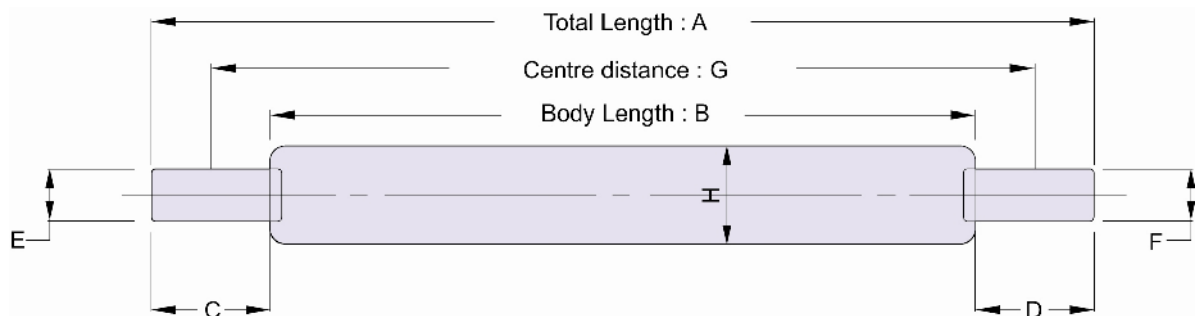
FAX:

CONTACT PERSON:

QUANTITY:

COUNTRY:

TYPE OF SHAFT : LUG / LEAF / MULTI BLADDER	
AIRSHAFT OD H :	
PAPER CORE ID	
CORE MATERIAL	
TOTAL LENGTH A :	
BODY LENGTH B :	
LENGTH C :	
LENGTH D :	
DIAMETER E :	
DIAMETER F :	
CENTRE LENGTH G :	
MAX CORE LENGTH	
MAX WEIGHT	
MIN CORE LENGTH	
MIN WEIGHT	
UNWIND OR REWIND :	
LINE SPEED :	
MAX RPM	
SHAFT SUPPORTED	
<div style="display: flex; justify-content: space-around; align-items: center;"> <div style="text-align: center;"> <p>A</p>  </div> <div style="text-align: center;"> <p>B</p>  </div> <div style="text-align: center;"> <p>C</p>  </div> <div style="text-align: center;"> <p>D</p>  </div> </div>	
DYMANIC BALANCE	
SHAFT JOURNAL HEAT TREATMENT	



FAX to Niika: 886 2 8972 6270 or E-mail: niika.n2@msa.hinet.net